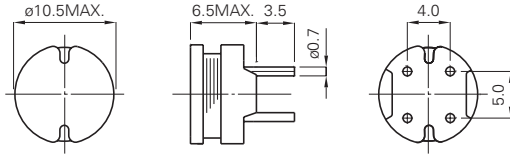
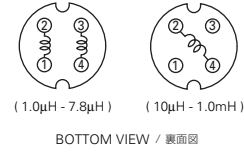


10ø series

RCH-106



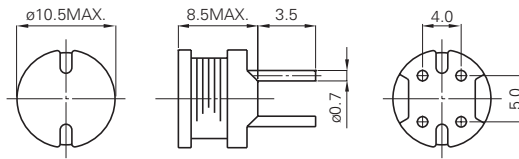
**CONNECTION**  
端子接続



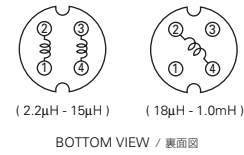
**CONSTRUCTION**  
磁気構造図



RCH-108



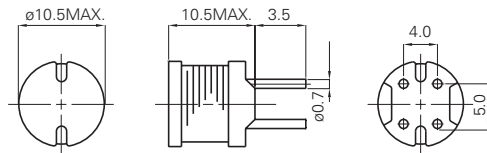
**CONNECTION**  
端子接続



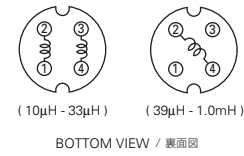
**CONSTRUCTION**  
磁気構造図



RCH-110



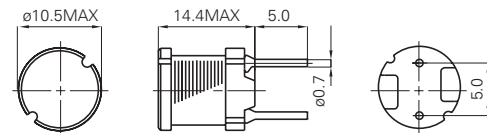
**CONNECTION**  
端子接続



**CONSTRUCTION**  
磁気構造図



RCH-114



**DIMENSIONS (mm)**  
外形寸法図

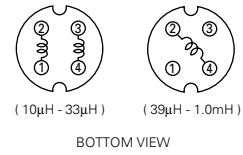
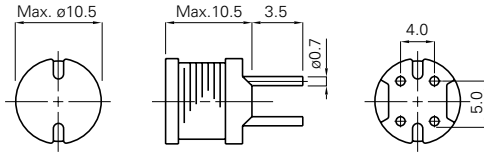
**CONNECTION**  
端子接続

**CONSTRUCTION**  
磁気構造図



ø10 series

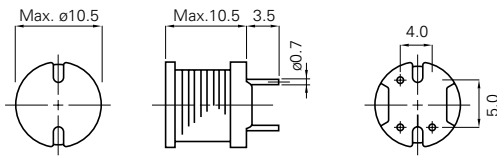
**RCH-110**



CONSTRUCTION



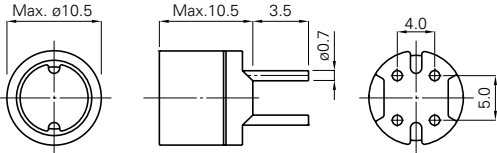
**RCH110B**



CONSTRUCTION



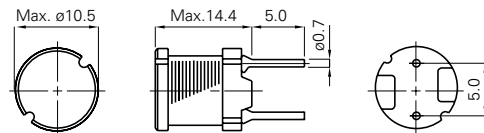
**RGR-110D**



CONSTRUCTION



**RCH-114**



CONSTRUCTION





TYPE : RCH-110, RCH110B, RCR-110D, RCH-114

Parts No.	L (H)	RCH-110		RCH110B			RCR-110D		RCH-114		
		D.C.R.(Ω) : Max.	Rated Current (A) *1	D.C.R.(Ω) : Max.(Typ.)	DC Superposition Permission Current (A) *A		Temperature Rise Current (A) *B	D.C.R.(Ω) : Max.	Rated Current (A) *1	D.C.R.(Ω) : Max.(Typ.)	Rated Current (A) *1
					20 °C	100 °C					
6R3	6.3μ									26m(20m)	4.30
7R5	7.5μ									29m(22m)	4.20
8R8	8.8μ									30m(23m)	4.10
100	10μ	22m	5.30	30m(24m)	4.30	3.60	4.30	23m	3.51	33m(25m)	4.00
120	12μ	23m	4.90	33m(26m)	4.10	3.20	4.20	24m	3.24	35m(27m)	3.90
150	15μ	26m	4.40	36m(29m)	3.70	3.00	3.70	36m	2.88	39m(30m)	3.70
180	18μ	33m	4.00	38m(31m)	3.40	2.80	3.60	39m	2.61	47m(36m)	3.50
220	22μ	37m	3.60	47m(37m)	3.00	2.50	3.50	42m	2.34	51m(39m)	3.30
270	27μ	48m	3.30	51m(41m)	2.90	2.30	3.40	45m	2.16	57m(44m)	3.10
330	33μ	55m	2.90	58m(46m)	2.60	2.10	3.20	57m	1.89	64m(49m)	2.90
390	39μ	73m	2.70	63m(50m)	2.40	1.90	3.10	76m	1.80	74m(57m)	2.70
470	47μ	83m	2.50	71m(57m)	2.20	1.80	2.80	100m	1.62	83m(64m)	2.50
560	56μ	92m	2.30	78m(63m)	2.00	1.60	2.70	110m	1.44	104m(80m)	2.30
680	68μ	120m	2.10	105m(84m)	1.80	1.40	2.20	150m	1.35	117m(90m)	2.10
820	82μ	140m	1.90	120m(95m)	1.60	1.30	2.10	160m	1.26	130m(100m)	1.90
101	100μ	160m	1.70	150m(107m)	1.50	1.20	2.00	190m	1.08	143m(110m)	1.70
121	120μ	200m	1.50	180m(140m)	1.30	1.00	1.70	210m	990m	195m(150m)	1.50
151	150μ	230m	1.40	200m(160m)	1.20	990m	1.60	230m	900m	221m(170m)	1.40
181	180μ	310m	1.30	280m(220m)	1.10	870m	1.40	260m	820m	260m(200m)	1.30
221	220μ	340m	1.10	310m(242m)	990m	790m	1.30	290m	740m	350m(270m)	1.20
271	270μ	400m	1.00	360m(286m)	870m	700m	1.20	360m	670m	390m(300m)	1.10
331	330μ	520m	930m	460m(370m)	780m	610m	1.00	510m	610m	520m(400m)	1.00
391	390μ	650m	860m	580m(460m)	720m	590m	920m	690m	550m	570m(440m)	920m
471	470μ	710m	780m	650m(520m)	670m	500m	890m	980m	510m	650m(500m)	840m
561	560μ	1.00	710m	890m(710m)	590m	480m	750m	1.10	460m	790m(610m)	750m
681	680μ	1.10	650m	1.10(810m)	540m	450m	690m	1.20	420m	960m(740m)	690m
821	820μ	1.30	590m	1.31(920m)	520m	410m	660m	1.30	380m	1.22(940m)	620m
102	1.0m	1.70	530m	1.71(1.2)	450m	370m	550m	1.50	350m	1.6(1.3)	520m
122	1.2m									2.2(1.8)	460m
152	1.5m									2.5(2.0)	410m
182	1.8m									2.9(2.3)	360m
222	2.2m									3.2(2.6)	320m
272	2.7m									3.7(3.0)	290m
332	3.3m									5.0(4.0)	270m
392	3.9m									5.6(4.5)	250m
472	4.7m									7.4(5.9)	230m
562	5.6m									8.2(6.6)	210m
682	6.8m									11.9(9.5)	190m
822	8.2m									14(11)	170m
103	10m									16(13)	160m
123	12m									21(17)	150m
153	15m									24(19)	140m
183	18m									27(22)	130m
223	22m									34(27)	120m
273	27m									39(31)	110m
333	33m									51(41)	100m
393	39m									58(46)	90m

Measuring Freq. (L)

RCH-110 6.3μH - 8.8μH (7.96MHz), 10μH - 39mH (1kHz)  
 RCH110B 10μH - 1.0mH (1kHz)  
 RCR-110D 10μH - 1.0mH (1kHz)  
 RCH-114 6.3μH - 8.8μH (7.96MHz), 10μH - 39mH (1kHz)

Tolerance of Inductance

RCH-110 10μH - 27μH ± 20% (M), 33μH - 1.0mH ± 10% (K)  
 RCH110B 10μH - 27μH ± 20% (M), 33μH - 1.0mH ± 10% (K)  
 RCR-110D 10μH - 27μH ± 20% (M), 33μH - 1.0mH ± 15% (L)  
 RCH-114 6.3μH - 8.8μH ± 20% (M), 10μH - 39mH ± 10% (K)

Rated Current

\*1 It is either the inductance is 10% lower than its initial value in D.C. saturation characteristics or temperature raise becomes ΔT=40°C (Ta=20°C), whichever is lower.

Other

\*A DC Superposition Permission Current : This indicates the value of current when the inductance is 10% lower than its initial value at D.C. superposition.

\*B Temperature Rise Current : The value of D.C. current when the temperature rise is Δt=40°C. (Ta=20°C)

About Lead-free products

· Lead-free products are now available for sale  
 · To order a lead-free product, please add \* NP \* after the product type  
 e.g. Ordering code of lead product : Type name-△△△○×  
 Ordering code of lead-free product : Type name NP △△△○×

Ordering Code

RCH-110 - △△△○×

△ : Parts No. ○ : Tolerance of inductance × : Packing  
 K (10%)  
 L (15%)  
 M (20%)  
 B (Box)